


ELTRIM

Dist. mmc
 Part No. 167
 Rev. 01/2005
 Rev. 1.2

steering unit
 automatic

Press the switch



Switch closed, automatic off
 Operation pressure getting higher

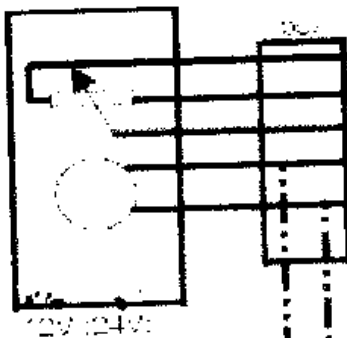
with automatic on only



ground switch

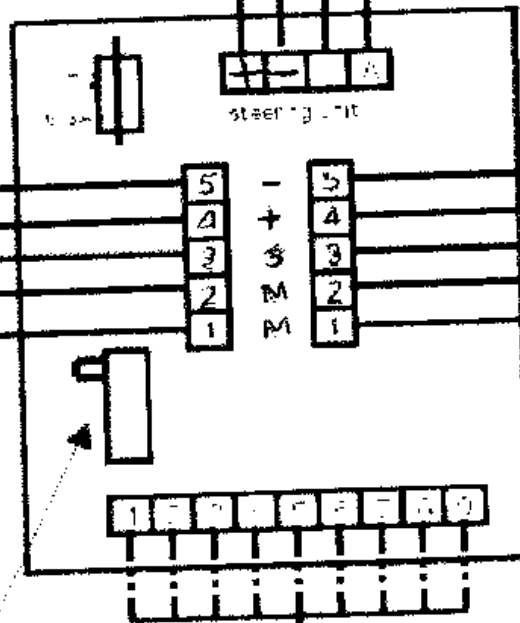
12V (24V)

connection

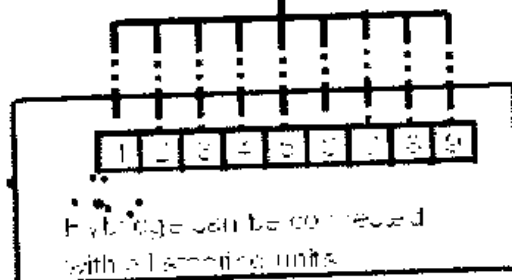


2 motor connect
 core and 7 only

Change up
 (down) out
 (up) string out
 with tabs going up
 automatically



7 bridge-connection

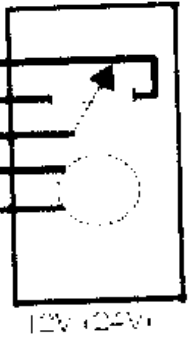


Hydridge can be connected
 with a 7 pinning units

connection

steering unit

12V (24V)



12V (24V)

2 motor connect
 core and 7 only

you may mount the hydridge unit at any position
 For steering unit cut a hole of 100 x 100 mm
 Before mounting the steering unit,
 remove cover paper from foam seal.